

EN 14785

BlmSchV Stufe 2

Regensburger BStV / Aachener BStV / Munchener BStV

ART.15a B-VG / LRV

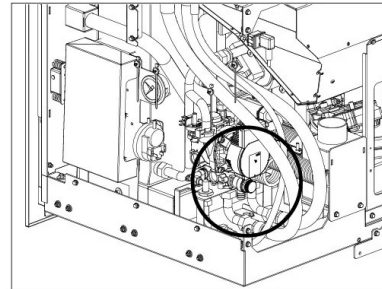
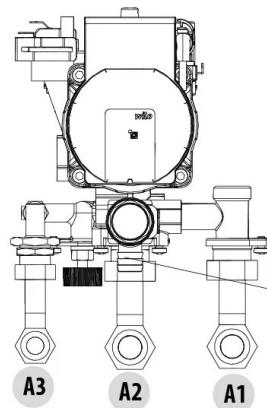
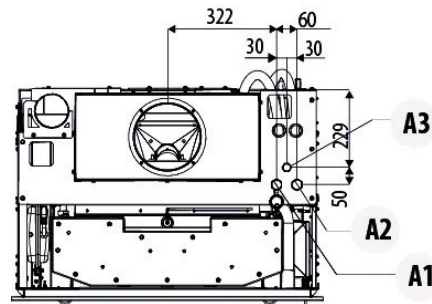
4 stelle DM.186 / Conto Termico 2.0



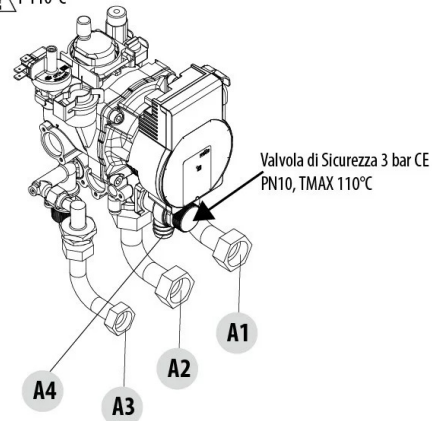
(Max) nominal heat output	18 kW
(Max) nominal heat output (H ₂ O)	13 kW
Minimum heat output	5.8 kW
Minimum heat output (H ₂ O)	3.8 kW
Efficiency at Max	94.2 %
Efficiency at Min	95.9 %
Energy Efficiency Class (A++ / G scale)	A++
Energy Efficiency Index (EEI)	134 %
Seasonal space heating energy efficiency (η _s)	91 %
Temperature of exhaust smoke at Max	105 °C
Temperature of exhaust smoke at Min	59 °C
Particulate/OGC / Nox (nominal at 13%O ₂)	12 - 2 - 114 mg/Nm ³
CO at 13% O ₂ at Min and at Max	0.022 - 0.009 %
CO ₂ at Min and at Max	6.4 - 10.4 %
Boiler liters content	20 l
Maximum operating pressure	2 bar - 100 kPa
Recommended draught at Max power	10 Pa
Minimum draught allowed for minimum power	2 Pa
Mass of smoke at Min and at Max	6.5 - 13.2 g/sec
Hopper capacity	64 l
Fuel dimensions	Ø 6mm L 3÷40mm
Hourly consumption at Min and at Max	1.241 - 3.94 kg/h *
Autonomy at Min and at Max	33.844 - 10.66 h *
Heatable volume m ³	327 - 514 - 900 **
Combustion air inlet	Ø 60 mm
Air inlet	80 cm ²
Smoke outlet	Ø 100 mm
Nominal electrical power (EN 60335-1).	125 W (max 450 W)
Supply voltage and frequency	230 Volt / 50 Hz
Net weight	190 kg
Distance from combustible material (back/side/under)	250 mm / 100 mm / 500 mm
Distance from combustible material (front/ceiling)	1030 mm / 1000 mm

* Data that may vary depending on the type of pellets used.

 **Heatable volume based on the requested power per m³ (respectively 55-35-20 W/m³)



Attenzione temperatura acqua!
T 110°C



A1 = Heating water delivery
A2 = Heating water return
A3 = System filling/Domestic cold water inlet
A4 = System outlet
A5 = Domestic hot water outlet



It is strongly recommended to wash the entire system before connecting it in order to get rid of residues and deposits. Always install shutters in the system leading to the stove so as to disconnect it from the hydraulic system should it be necessary to move it, or when it requires routine and/or special maintenance. Connect the stove using flexible pipes so that the stove is not excessively constrained to the system, and to allow slight movements.