

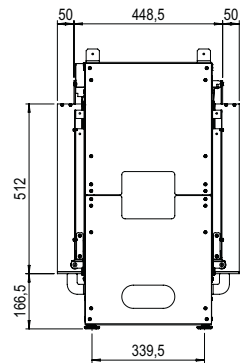
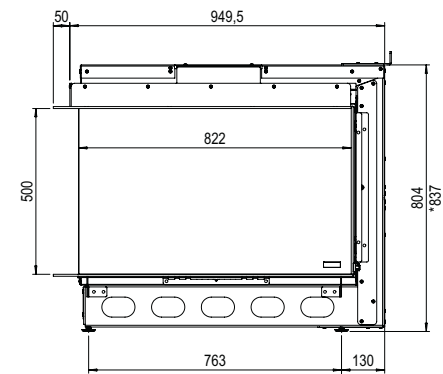
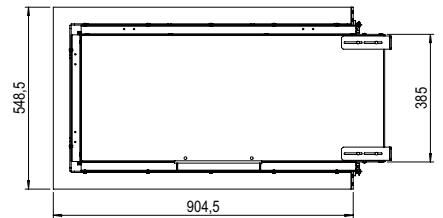
e-MatriX | 800/500 RD



Specifications e-MatriX 800/500 RD

Type	Built-in
Model	Room divider
Exterior dimensions WxHxD in mm	1000 x 804 x 549
Fire display WxHxD in mm	822 x 500 x 396
System	e-MatriX burner
Decoration	Log set or Large log set
Back walls	Smooth steel
Remote	e-MatriX
Power (kW)	N/A
Operating system	N/A
Energylabel	N/A

For the e-MatriX series, whilst stocks last, the fire casing may be 32mm lower than noted on the drawings in these brochures. After delivery, check the height of the fire casing to prevent misunderstandings. The very latest drawings of Faber fires are available on the website www.faberfires.com



For more information, please take a look at the website www.faberfires.com

There is **so much to tell...**